



# EpiMax 900

PROFESSIONAL  
USE ONLY



## Solvent Based Clear PU Sealer

### Description

**EpiMax 900 Solvent Based Clear PU Sealer** is a hard, stain resistant, non-yellowing, cross-linking protective sealer for concrete floor surfaces which offers excellent adhesion and finish retention. This product enhances both the appearance and the stain resistance of industrial, commercial and residential concrete slabs.

The product is formulated using single pack polyurethane chemistry and no mixing is required. It is generally applied by roller but can also be professionally sprayed.

EpiMax 900 is especially suited for application to both ground and polished concrete floor surfaces.

Polished concrete flooring has become an integral and accepted architectural trend for commercial and residential projects. The term is used to describe a variety of decorative concrete flooring options which leave a concrete surface exposed as the final floor finish.

Selected aggregates are chosen to provide an attractive polished stone appearance. Aggregate colours and types are selected and blended to produce a variety of unique slab finishes. Polished concrete combines the physical of concrete and the beauty of polished stone.

However, if unprotected, these floors are easily damaged by general contamination because even everyday chemical compounds can harm the floor structure. More aggressive chemicals cause faster damage. Once a polished concrete floor starts to deteriorate, it can lose lustre and primary function and then dusting and cleaning difficulties begin.

Concrete professionally protected with EpiMax 900 demonstrate increased chemical resistance and stain resistance. Importantly, these slabs will not dust since the slab surface is tightly bound and secure. These protected floors are non-porous, monolithic, chemically inert and hygienic. They are far easier to clean and maintain.

EpiMax 900 is also selected when a deeper, richer colour is required in the slab. The particular appeal will be influenced by the aggregate colours chosen in the concrete mix design.

EpiMax 900 is suitable for external application to appropriately prepared surfaces.

EpiMax 900 is available in Gloss and Satin finishes. If selecting Satin, apply as final coat only. First coat/s should be Gloss.

*PLEASE NOTE: This product is solvent based and flammable as supplied. It has been developed for external applications offering good airflow. Ensure adequate ventilation during application and right through to full cure. Ventilate-out all areas and workplaces before they become occupied. This product should be applied by industry qualified professionals and should not be applied in inhabited residences.*

---

## Advantages

- Single pack
- Gloss or Satin finish
- External durability
- Clear, non-yellowing
- Rapid set to touch
- Non slip as required
- Infinite work time
- Good stain resistance
- Outlasts acrylic sealers

## Typical applications

- Commercial centres
- Aircraft facilities
- Industrial facilities
- Retail service areas
- Parking garages
- Showrooms
- Polished concrete
- External driveways
- Decorative cement micro topping sealer

## Typical properties

- Solids content: 45% v/v
- Viscosity: 90 mPa.s (25 deg C)
- Recoat window: 12 - 24 hours
- Cure time: 24 hours light traffic only, 5 - 7 days for full resistance
- Reaction to fire, CRF: 12.1 kW/m<sup>2</sup>
- Flash point: >25 deg C
- Set to touch time: 2 - 3 hours approx. (25 deg C)

## Chemical resistance

- Acids: Good
- Alcohols: Excellent
- Alkalies: Good
- Hydrocarbons: Excellent
- Water: Excellent
- Petrol: Excellent

## Stain resistance

Good resistance to most stains, including Skydrol, oils, grease and tyre-marks.

## Estimating data

10 sq.m/ltr approx. per coat unsealed surfaces

10 - 15 sq.m/ltr approx. per coat sealed surfaces

## General surface preparation

Concrete should be at least 28 days old. Ensure it is clean, dry and free of additives, curing agents, oils, etc.

Prepare as necessary by professional diamond grinding or captive blast cleaning as applicable to expose firmly held aggregate. Allow to dry if wet. Always confirm preparation adequacy.

Surface profile should exceed CSP 2.

## General application comments

If sealing freshly applied epoxy coatings, apply within specified re-coat window. If sealing existing epoxy coatings, lightly sand first and confirm adhesion in a test area.

Note: All surfaces to be sealed with EpiMax 900 must be dry and free of moisture.

EpiMax 900 is not designed to provide UV protection for epoxy coatings. It is used to provide protection and greater durability of the coloured coating underneath.

Apply with a short nap roller, spreader bar or squeegee at an application rate of 10 - 15 m<sup>2</sup> per litre. Apply 2 - 3 coats.

Non slip finishes can be achieved by suitable incorporation of EpiMax EA100 Aggregate.

Porous concrete slabs may require additional coats.



### **Polished concrete applications**

Diamond-segmented abrasives are used to grind concrete surfaces to the desired degree of grind and smoothness.

Eventually, "grinding" gives way to "polishing". Gradual progression is made from coarser diamonds to finer diamonds.

The result, after possible surface grouting, is a glossy, mirror-like finish that will require protection for enhanced durability.

Note that, in general, film forming coatings are used with polished concrete finishes below 80 - 120 grit metal-bonded diamonds and penetrants above 80 - 120 grit metal bonded diamonds.

This is because film forming coatings require a degree of surface profile and penetration to adequately bond to the polished concrete surface.

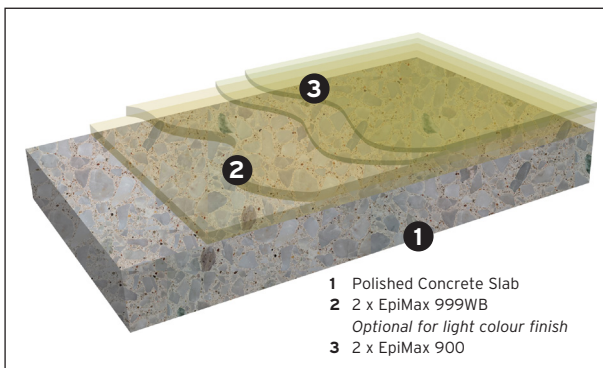
EpiMax 900 should be used with polished concrete surfaces with a finish below the 80 - 120 grit metal-bonded diamond level.

Allow surfaces to dry if wet. Always consider slip factor functional requirements and confirm preparation adequacy.

Apply EpiMax 900 in a minimum of two coats at 10m<sup>2</sup> per litre. Note that all slabs are different and porosity can vary.

Some applications may require additional coats. If a lighter coloured finish is required, consider priming first with two coats of EpiMax 999WB at 10m<sup>2</sup> per litre.

Clean regularly with walk behind, step-on or ride-on sweeper/scrubber drier as required.



### **General warehouse concrete protection applications**

Prepare the concrete surface as above to exceed CSP 2 profile.

As required, redress surface defects to Warehouse Floor/Moderate or Heavy Traffic: Ff = 35, FI = 25 standards.

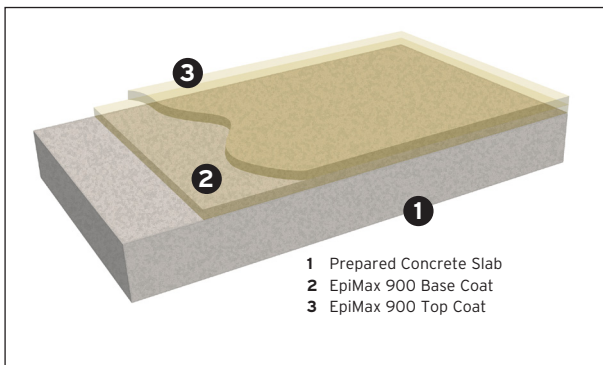
Allow surfaces to dry if wet. Always consider slip factor functional requirements and confirm preparation adequacy especially with dense slab finishes.

Apply EpiMax 900 in two coats, each of 10m<sup>2</sup> per litre. Note that all slabs are different and porosity can vary.

Some applications may require additional coats.

Rack and line mark as required.

Clean regularly with power sweeper and scrubber drier.





### **Over-coating applications**

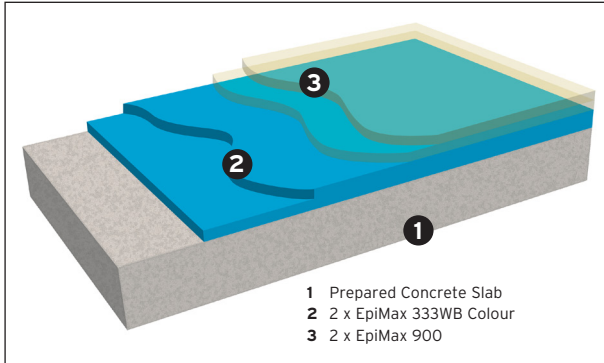
When over-coating previously applied EpiMax coatings, ensure the surfaces are clean, dry and free of any contamination and less than two days old. Otherwise lightly sand first and confirm adhesion in a test area.

Always consider slip factor functional requirements and confirm preparation adequacy.

Apply EpiMax 900 in two coats at 10m<sup>2</sup> per litre. Note that all slabs are different and porosity can vary.

Some applications may require additional coats.

Clean regularly with power sweeper and scrubber drier.



### **Parking garage concrete protection applications**

Prepare the concrete surface as above to exceed CSP 2 profile.

As required, redress surface defects to Parking Structure Slabs: Ff = 20, FI = 15 standards.

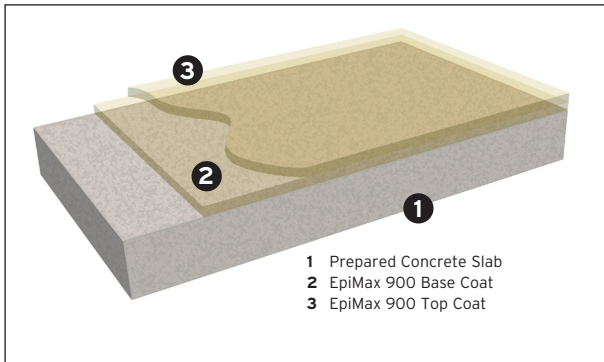
Allow surfaces to dry if wet. Always consider slip factor functional requirements and confirm preparation adequacy.

Apply EpiMax 900 in two coats, each of 10m<sup>2</sup> per litre. Note that all slabs are different and porosity can vary.

Some applications may require additional coats.

Line mark and wheel stop as required.


Clean regularly with power sweeper and scrubber drier.



### ***Terrazzo-like chip flooring system***

Prepare the concrete surface as above to exceed CSP 2 profile . Apply EpiMax 333WB Water Based Epoxy Coating colour base coat to the prepared concrete surface with a short nap roller at around 10m<sup>2</sup> per litre. Apply a second coat as required. Broadcast selected chips and allow to harden.

Lightly sand the surface. Apply EpiMax 900 as a top coat at around 10m<sup>2</sup> per litre. Apply a second coat as required.



### ***General cleaning***

Housekeeping is critical in keeping floor surfaces safe. Vacuum, wash, scrub or sweep daily in accordance with recommendations. Mechanical sweepers and scrubbers can provide excellent results. Verify that the frequency and effectiveness of the cleaning process is appropriate for site conditions.

Remove spills immediately, scrub and allow the floor to dry completely.

Note: Certain types of tyres can leave tyre stains on any garage floor. We recommend confirming the particular tyre-marking resistance by way of a localised test area in advance. Other options are choosing dark colours, or placing localised mats in the locations where the tyres will be resting. Given the wide variation in tyre composition and age, we make no warranty as to the performance of our coatings and their tyre-staining potential.

### ***Packaging***

EpiMax 900 is available in both Gloss and Satin in 4 and 20 litre kits.

### ***Safety precautions***

EpiMax 900 is flammable. Keep away from ignition sources and provide good ventilation.

Read **Safety Data Sheet** before commencing any application. Keep away from children. Avoid contact with skin and avoid breathing vapour. Always provide adequate personal protection (gloves and goggles etc) during use. Always provide adequate ventilation, especially in confined spaces. If poisoning occurs, call Doctor or Poisons Information Centre. Phone 13 11 26. If swallowed, DO NOT induce vomiting. Give plenty of water or milk. If skin contact occurs, quickly remove contaminated clothing and wash affected areas thoroughly with soap and water.

TDG Code: UN 1263



***Environmentally sustainable***



***Resistance to abrasion and impact***



***Durable***



***High adhesion***



***Resistance to chemicals***



**EpiMax Systems Pty Limited**

Sydney • Melbourne • Brisbane • Townsville • Canberra • Perth

Australia ☎ 1300 721 522 [info@epimax.com.au](mailto:info@epimax.com.au)

